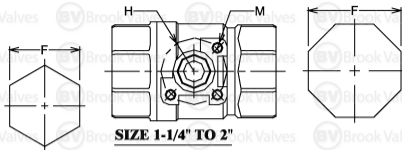


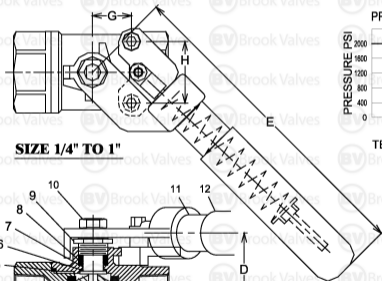
## FEATURES

- 1 INVESTMENT CASTING
- 2 FLOATING BALL
- 3 SPRING RETURN HANDLE
- 4 THREADS NPT
- 5 1/4" TO 1/2" FULL PORT
- 6 3/4" TO 2" REDUCED PORT



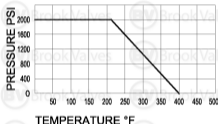
**SIZE 1-1/4" TO 2"**

NO	PART NAME	MATERIAL
1	BODY	CF8M
2	CAP	CF8M
3	BALL	CF8M
4	SEAT	PTFE + 15% GF
5	GASKET	PTFE
6	THRUST WASHER	PTFE + 15% GF
7	STEM	AISI 316
8	STEM PACKING	PTFE + 15% GF
9	GLAND NUT	A194 Gr.8
10	STEM NUT	A194 Gr.8
11	SPRING HANDLE	AISI 304
12	HANDLE COVER	PLASTIC



**SIZE 1/4" TO 1"**

## PRESSURE-TEMPERATURE RATING



## PRESSURE TEST

SHELL TEST (WATER)	3000 PSI
SEAT TEST (WATER)	2200 PSI
SEAT TEST (AIR)	85 PSI

SIZE	A	B	C	D	E	F	G	H	M
8	11	27.5	58.5	30	180	24	12.7	28.5	M6
10	12.5	27.5	58.5	30	180	24	12.7	28.5	M6
15	12.5	28.4	65	30	180	27	12.7	28.5	M6
20	15	37.5	77	37.3	180	32	22.1	34.8	M6
25	20	43	86.5	39.5	180	41	22.1	34.8	M6
32	25	46	99	53.5	275	50	N/A	50	M8
40	32	51.5	103	57.7	275	60	N/A	50	M8
50	38	62	124	64.5	275	70	N/A	50	M8

REV C

**BROOK VALVES**

DATE MAY 2012

**V2DM**

SCALE TO FIT

**2-PCE BALL VALVE FB NPT ENDS SPRING RETURN BALL**