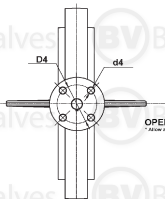
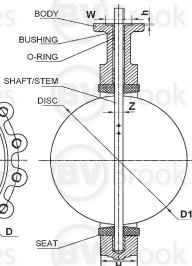
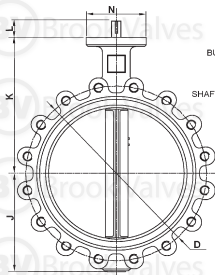


SIZE	K	J	H	Z	L	D	BOLTS		D1	N	d4	D4	W x h	ISO	WEIGHT (kg)	
							NO.	SIZE							GEAR	
350	368	267	78	31.6	45	470	12	M24	333.5	125	12	102	71	3.4	F10	75
400	400	309	84	33.15	51	521	12	M24	389.6	175	18	140	101	5	F14	130
450	422	328	103	38	51	584	16	M24	440.5	175	18	140	101	5	F14	173
500	480	349	127	41.15	64	644	16	M24	491.8	175	18	140	101	5	F14	226
600	562	440	150	50.8	70	756	16	M30	592.5	210	22	165	131	6	F16	318

NO	PART NAME	MATERIAL
1	BODY	CAST IRON
2	DISC	CF8M
3	STEM	410 SS
4	SEAT	EPDM
5	O-RING	NBR (NITRILE)

350mm (14") - 600mm (24") LUGGED
TABLE E BUTTERFLY VALVES
GEAR OPERATED ONLY

FUSION BONDED EPOXY (FBE)
COATING BLUE BODY COLOUR
STAINLESS DISC



OPERATING TORQUE Nm*
*Allow a Safety Factor when sizing actuators.

SIZE	SHUT OFF PRESSURE kPa	
	600	1000
350	584	736
400	770	1011
450	1025	1355
500	1332	1807
600	2990	3125

REV D

BROOK VALVES

DATE MAR 2011

LEEG

SCALE TO FIT

RATED 10 BAR

CAST IRON LUGGED TABLE E BUTTERFLY VALVES